

Rittal – The System.

Faster – better – everywhere.

► Catalog 34 2015/2016 North American Edition



ENCLOSURES

POWER DISTRIBUTION

CLIMATE CONTROL

IT INFRASTRUCTURE

SOFTWARE & SERVICES



FRIEDHELM LOH GROUP

Compact Enclosures AE

Height (H) inches (mm)	Packs of	12 (300)	15 (380)	24 (600)	24 (600)	20 (500)	32 (800)	Page
Width (B) inches (mm)		15 (380)	15 (380)	15 (380)	15 (380)	16 (400)	16 (400)	
Depth (T) inches (mm)		8 (210)	8 (210)	8 (210)	14 (350)	8 (210)	12 (300)	
Mounting plate width (F) inches (mm)		13 (334)	13 (334)	13 (334)	13 (334)	14 (354)	14 (349)	
Mounting plate height (G) inches (mm)		11 (275)	14 (355)	22 (570)	22 (570)	19 (475)	30 (770)	
Material thickness, housing ga (mm)		17 (1.38)	17 (1.38)	17 (1.38)	16 (1.5)	17 (1.38)	16 (1.5)	
Material thickness, door ga (mm)		16 (1.5)	16 (1.5)	16 (1.5)	16 (1.5)	16 (1.5)	14 (2.0)	
Mounting plate thickness ga (mm)		14 (2.0)	14 (2.0)	12 (2.5)	12 (2.5)	14 (2.0)	11 (3.0)	
Model No.	1 pc(s).	1031.500	1380.500	1038.500	1338.500	1045.500	1037.500	
Weight lb (kg)		17 (7.5)	22 (9.8)	34 (15.6)	43 (19.4)	29 (13.0)	58 (26.2)	
Protection category IP to IEC 60 529		IP 66	IP 66	IP 66	IP 66	IP 66	IP 66	
Protection category NEMA		NEMA 4	NEMA 4	NEMA 4	NEMA 4	NEMA 4	NEMA 4	
Product-specific scope of supply								
Door(s)		1	1	1	1	1	1	
Door catch on right, may be swapped to the left		■	■	■	■	■	■	
Flange (gland) plate, size		3	3	3	4	4	4	
Flange (gland) plate, qty		1	1	1	1	1	1	
Cam lock		1	1	2	2	2	2	
Accessories								
Flange (Gland) Plates		from page	from page	from page	from page	from page	from page	564
Rails for Interior Fitting	4 pc(s).	2383.210	2383.210	2383.210	2383.350	2383.210	2383.300	521
Wall Mounting Bracket	4 pc(s).	2508.100	2508.100	2508.100	2508.100	2508.100	2508.100	503
Baying Kit	1 set(s)	1199.100	1199.100	1199.100	1199.100	1199.100	1199.100	466
Door Stay	5 pc(s).	2519.000	2519.000	2519.000	2519.000	2519.000	2519.000	497
180° Hinges	2 pc(s).	2449.000	2449.000	2449.000	2449.000	2449.000	2449.000	492
Ground Straps		see page	see page	see page	see page	see page	see page	555
LED System Light		see page	see page	see page	see page	see page	see page	548
Plastic Wiring Plan Pockets		from page	from page	from page	from page	from page	from page	496
Dust Guard Trim	1 pc(s).	2426.500	2426.500	2426.500	2426.500	2426.500	2426.500	500
Lock Systems		from page	from page	from page	from page	from page	from page	478

Height (H) inches (mm)	Packs of	20 (500)	20 (500)	28 (700)	15 (380)	15 (380)	24 (600)	Page
Width (B) inches (mm)		20 (500)	20 (500)	20 (500)	24 (600)	24 (600)	24 (600)	
Depth (T) inches (mm)		8 (210)	12 (300)	10 (250)	8 (210)	14 (350)	8 (210)	
Mounting plate width (F) inches (mm)		18 (449)	18 (449)	18 (449)	22 (549)	22 (549)	22 (549)	
Mounting plate height (G) inches (mm)		19 (470)	19 (470)	26 (670)	14 (355)	14 (355)	22 (570)	
Material thickness, housing ga (mm)		17 (1.38)	16 (1.5)	16 (1.5)	17 (1.38)	16 (1.5)	17 (1.38)	
Material thickness, door ga (mm)		15 (1.75)	15 (1.75)	14 (2.0)	16 (1.5)	16 (1.5)	15 (1.75)	
Mounting plate thickness ga (mm)		12 (2.5)	12 (2.5)	12 (2.5)	12 (2.5)	12 (2.5)	12 (2.5)	
Model No.	1 pc(s).	1050.500	1350.500	1057.500	1039.500	1339.500	1060.500	
Weight lb (kg)		37 (16.8)	43 (19.6)	69 (31.2)	34 (15.4)	44 (20.0)	50 (22.8)	
Protection category IP to IEC 60 529		IP 66	IP 66	IP 66	IP 66	IP 66	IP 66	
Protection category NEMA		NEMA 4	NEMA 4	NEMA 4	NEMA 4	NEMA 4	NEMA 4	
Product-specific scope of supply								
Door(s)		1	1	1	1	1	1	
Door catch on right, may be swapped to the left		■	■	■	■	■	■	
Flange (gland) plate, size		4	4	4	5	5	5	
Flange (gland) plate, qty		1	1	1	1	1	1	
Cam lock		2	2	2	1	1	2	
Accessories								
Flange (Gland) Plates		from page	from page	from page	from page	from page	from page	564
Rails for Interior Fitting	4 pc(s).	2383.210	2383.300	2383.250	2383.210	2383.350	2383.210	521
Wall Mounting Bracket	4 pc(s).	2508.100	2508.100	2508.100	2508.100	2508.100	2508.100	503
Baying Kit	1 set(s)	1199.100	1199.100	1199.100	1199.100	1199.100	1199.100	466
Door Stay	5 pc(s).	2519.000	2519.000	2519.000	2519.000	2519.000	2519.000	497
180° Hinges	2 pc(s).	2449.000	2449.000	2449.000	2449.000	2449.000	2449.000	492
Support Strips	20 pc(s).	2325.000	2325.000	2325.000	2326.000	2326.000	2326.000	494
Ground Straps		see page	see page	see page	see page	see page	see page	555
LED System Light		see page	see page	see page	see page	see page	see page	548
Plastic Wiring Plan Pockets		from page	from page	from page	from page	from page	from page	496
Dust Guard Trim	1 pc(s).	2426.500	2426.500	2426.500	2426.500	2426.500	2426.500	500
Lock Systems		from page	from page	from page	from page	from page	from page	478

Compact Enclosures AE


Height (H) inches (mm)	Packs of	24 (600)	24 (600)	30 (760)	30 (760)	32 (800)	39 (1000)	Page
Width (B) inches (mm)		24 (600)	24 (600)	24 (600)	24 (600)	24 (600)	24 (600)	
Depth (T) inches (mm)		10 (250)	14 (350)	8 (210)	14 (350)	10 (250)	10 (250)	
Mounting plate width (F) inches (mm)		22 (549)	22 (549)	22 (549)	22 (549)	22 (549)	21 (539)	
Mounting plate height (G) inches (mm)		22 (570)	22 (570)	29 (730)	29 (730)	30 (770)	38 (955)	
Material thickness, housing ga (mm)		16 (1.5)	16 (1.5)	17 (1.38)	16 (1.5)	16 (1.5)	16 (1.5)	
Material thickness, door ga (mm)		15 (1.75)	15 (1.75)	14 (2.0)	14 (2.0)	14 (2.0)	14 (2.0)	
Mounting plate thickness ga (mm)		12 (2.5)	12 (2.5)	11 (3.0)	11 (3.0)	11 (3.0)	11 (3.0)	
Model No.	1 pc(s).	1054.500	1360.500	1076.500	1376.500	1058.500	1090.500	
Weight lb (kg)		55 (24.8)	63 (28.4)	71 (32.1)	79 (36.0)	74 (33.6)	111 (50.5)	
Protection category IP to IEC 60 529		IP 66	IP 66	IP 66	IP 66	IP 66	IP 66	
Protection category NEMA		NEMA 4	NEMA 4	NEMA 4	NEMA 4	NEMA 4	NEMA 4	
Product-specific scope of supply								
Door(s)		1	1	1	1	1	1	
Door catch on right, may be swapped to the left		■	■	■	■	■	■	
Flange (gland) plate, size		5	5	5	5	5	5	
Flange (gland) plate, qty		1	1	1	1	1	1	
Cam lock		2	2	2	2	2	2	
Accessories								
Flange (Gland) Plates		from page	from page	from page	from page	from page	from page	564
Rails for Interior Fitting	4 pc(s).	2383.250	2383.350	2383.210	2383.350	2383.250	2383.250	521
Wall Mounting Bracket	4 pc(s).	2508.100	2508.100	2508.100	2508.100	2508.100	2508.100	503
Baying Kit	1 set(s)	1199.100	1199.100	1199.100	1199.100	1199.100	–	466
Door Stay	5 pc(s).	2519.000	2519.000	2519.000	2519.000	2519.000	2519.000	497
180° Hinges	2 pc(s).	2449.000	2449.000	2449.000	2449.000	2449.000	2449.000	492
Support Strips	20 pc(s).	2326.000	2326.000	2326.000	2326.000	2326.000	2326.000	494
Ground Straps		see page	see page	see page	see page	see page	see page	555
LED System Light		see page	see page	see page	see page	see page	see page	548
Plastic Wiring Plan Pockets		from page	from page	from page	from page	from page	from page	496
Dust Guard Trim	1 pc(s).	2426.500	2426.500	2426.500	2426.500	2426.500	2426.500	500
Lock Systems		from page	from page	from page	from page	from page	from page	478

Height (H) inches (mm)	Packs of	47 (1200)	30 (760)	30 (760)	24 (600)	39 (1000)	47 (1200)	Page
Width (B) inches (mm)		24 (600)	30 (760)	30 (760)	32 (800)	32 (800)	32 (800)	
Depth (T) inches (mm)		12 (300)	8 (210)	12 (300)	12 (300)	12 (300)	12 (300)	
Mounting plate width (F) inches (mm)		21 (540)	28 (704)	28 (704)	29 (749)	29 (739)	29 (740)	
Mounting plate height (G) inches (mm)		45 (1155)	29 (730)	29 (730)	22 (570)	38 (955)	45 (1155)	
Material thickness, housing ga (mm)		16 (1.5)	16 (1.5)	16 (1.5)	16 (1.5)	16 (1.5)	16 (1.5)	
Material thickness, door ga (mm)		14 (2.0)	14 (2.0)	14 (2.0)	14 (2.0)	14 (2.0)	14 (2.0)	
Mounting plate thickness ga (mm)		11 (3.0)	11 (3.0)	11 (3.0)	12 (2.5)	11 (3.0)	11 (3.0)	
Model No.	1 pc(s).	1260.500	1077.500	1073.500	1055.500	1180.500	1280.500	
Weight lb (kg)		121 (55.0)	88 (40.0)	98 (44.5)	75 (33.9)	126 (57.0)	154 (70.0)	
Protection category IP to IEC 60 529		IP 66	IP 66	IP 66	IP 66	IP 66	IP 66	
Protection category NEMA		NEMA 4	NEMA 4	NEMA 4	NEMA 4	NEMA 4	NEMA 4	
Product-specific scope of supply								
Door(s)		1	1	1	1	1	1	
Door catch on right, may be swapped to the left		■	■	■	■	■	■	
Flange (gland) plate, size		5	5	5	5	5	5	
Flange (gland) plate, qty		1	1	1	1	1	1	
Cam lock		–	2	2	2	2	–	
3-point locking system		■	–	–	–	–	■	
Accessories								
Flange (Gland) Plates		from page	from page	from page	from page	from page	from page	564
Rails for Interior Fitting	4 pc(s).	2383.300	2383.210	2383.300	2383.300	2383.300	2383.300	521
Wall Mounting Bracket	4 pc(s).	2508.100	2508.100	2508.100	2508.100	2508.100	2508.100	503
Baying Kit	1 set(s)	–	1199.100	1199.100	1199.100	–	–	466
Door Stay	5 pc(s).	2519.000	2519.000	2519.000	2519.000	2519.000	2519.000	497
180° Hinges	2 pc(s).	2449.000	2449.000	2449.000	2449.000	2449.000	2449.000	492
Support Strips	20 pc(s).	2326.000	2327.000	2327.000	2328.000	2328.000	2328.000	494
Transportation Eyebolts	4 pc(s).	2509.000	–	–	–	–	2509.000	502
Ground Straps		see page	see page	see page	see page	see page	see page	555
LED System Light		see page	see page	see page	see page	see page	see page	548
Plastic Wiring Plan Pockets		from page	from page	from page	from page	from page	from page	496
Dust Guard Trim	1 pc(s).	2426.500	2426.500	2426.500	2426.500	2426.500	2426.500	500
Lock Systems		from page	from page	from page	from page	from page	from page	478

Compact Enclosures AE

Height (H) inches (mm)	Packs of	30 (760)	30 (760)	39 (1000)	47 (1200)	55 (1400)	Page
Width (B) inches (mm)		39 (1000)	39 (1000)	39 (1000)	39 (1000)	39 (1000)	
Depth (T) inches (mm)		8 (210)	12 (300)	12 (300)	12 (300)	12 (300)	
Mounting plate width (F) inches (mm)		37 (944)	37 (944)	37 (939)	37 (940)	37 (940)	
Mounting plate height (G) inches (mm)		29 (730)	29 (730)	38 (955)	45 (1155)	53 (1355)	
Material thickness, housing ga (mm)		16 (1.5)	16 (1.5)	16 (1.5)	16 (1.5)	16 (1.5)	
Material thickness, door ga (mm)		14 (2.0)	14 (2.0)	14 (2.0)	14 (2.0)	14 (2.0)	
Mounting plate thickness ga (mm)		11 (3.0)	11 (3.0)	11 (3.0)	11 (3.0)	11 (3.0)	
Model No.	1 pc(s).	1100.500	1130.500	1110.500	1213.500	1114.500	
Weight lb (kg)		115 (52.0)	123 (56.0)	157 (71.0)	187 (85.0)	214 (97.0)	
Protection category IP to IEC 60 529		IP 55	IP 55	IP 55	IP 55	IP 55	
Protection category NEMA		NEMA 12	NEMA 12	NEMA 12	NEMA 12	NEMA 12	
Product-specific scope of supply							
Door(s)		2	2	2	2	2	
Door catch on right, may be swapped to the left		-	-	-	-	-	
Flange (gland) plate, size		4	4	4	4	4	
Flange (gland) plate, qty		2	2	2	2	2	
Cam lock		2	2	2	-	-	
3-point locking system		-	-	-	■	■	
Accessories							
Flange (Gland) Plates		from page	from page	from page	from page	from page	564
Rails for Interior Fitting	4 pc(s).	2383.210	2383.300	2383.300	2383.300	2383.300	521
Wall Mounting Bracket	4 pc(s).	2508.100	2508.100	2508.100	2508.100	2508.100	503
Baying Kit	1 set(s)	1199.100	1199.100	-	-	-	466
Door Stay	5 pc(s).	2519.000	2519.000	2519.000	2519.000	2519.000	497
180° Hinges	2 pc(s).	2449.000	2449.000	2449.000	2449.000	2449.000	492
Support Strips	20 pc(s).	2325.000	2325.000	2325.000	2325.000	2325.000	494
Transportation Eyebolts	4 pc(s).	-	-	-	2509.000	2509.000	502
Ground Straps		see page	see page	see page	see page	see page	555
LED System Light		see page	see page	see page	see page	see page	548
Plastic Wiring Plan Pockets		from page	from page	from page	from page	from page	496
Dust Guard Trim	1 pc(s).	2426.500	2426.500	2426.500	2426.500	2426.500	500
Lock Systems		from page	from page	from page	from page	from page	478

Accessories



Rain Canopies

See page 499

Wall-Mounted Housing WM



System accessories Page 421 WM stainless steel Page 171 WM for isolator lock Page 50

Material:

- Housing: Carbon steel
- Door: Carbon steel, all-round foamed-in PU seal

Surface finish:

- Housing and door: Dipcoat-primed, powder-coated on the outside, textured paint
- Mounting plate: Zinc-plated

Color:

- RAL 7035

Single-door housing:

Protection category IP to IEC 60 529:

- IP 66

Protection category NEMA:

- NEMA 12, 3R, 4

Approvals:

- UL
- cUL

Double-door housing:

Protection category IP to IEC 60 529:

- IP 55

Protection category NEMA:

- NEMA 1, 12

Approvals:

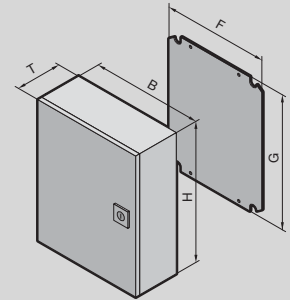
- UL
- cUL
- UL file#: E170282

Supply includes:

- Housing with hinged door(s), of all-round solid construction, door catch on the left on single-door housing
- Holes for wall mounting
- Mounting plate
- Lock: 1 slotted lock insert for a housing height up to 500 mm, 2 slotted lock inserts for a housing height up to 600 – 900 mm, 3-point locking system from housing height 1050 mm and for all double-door housing

Technical details:

Available on the Internet



Depth: 6" (150 mm), Height: 12 – 20" (300 – 500 mm)

Height (H) inches (mm)	Packs of	12 (300)	16 (400)	16 (400)	16 (400)	20 (500)	20 (500)	Page
Width (B) inches (mm)		12 (300)	12 (300)	16 (400)	20 (500)	16 (400)	20 (500)	
Depth (T) inches (mm)		6 (150)	6 (150)	6 (150)	6 (150)	6 (150)	6 (150)	
Mounting plate height (G) inches (mm)		11 (275)	15 (375)	15 (375)	15 (375)	19 (475)	19 (475)	
Mounting plate width (F) inches (mm)		10 (254)	10 (254)	14 (354)	18 (449)	14 (354)	18 (449)	
Material thickness, housing ga (mm)		16 (1.5)	16 (1.5)	16 (1.5)	16 (1.5)	16 (1.5)	16 (1.5)	
Material thickness, door ga (mm)		16 (1.5)	16 (1.5)	16 (1.5)	16 (1.5)	16 (1.5)	16 (1.5)	
Model No.	1 pc(s).	8017.528	8017.529	8017.530	8017.531	8017.532	8017.533	
Model No. US	1 pc(s).	WM121206NC	WM161206NC	WM161606NC	WM162006NC	WM201606NC	WM202006NC	
Door(s)		1	1	1	1	1	1	
Weight lb (kg)		16 (7)	20 (9)	22 (10)	27 (12)	31 (14)	37 (17)	
Accessories								
Wall mounting bracket	4 pc(s).	2508.100	2508.100	2508.100	2508.100	2508.100	2508.100	503
Plastic handles	1 pc(s).	2533.000	2533.000	2533.000	2533.000	2533.000	2533.000	487

Wall-Mounted Housing WM

Depth: 6 – 8" (150 – 210 mm), Height: 16 – 24" (400 – 600 mm)

Height (H) inches (mm)	Packs of	24 (600)	24 (600)	24 (600)	16 (400)	16 (400)	Page
Width (B) inches (mm)		16 (400)	20 (500)	24 (600)	12 (300)	16 (400)	
Depth (T) inches (mm)		6 (150)	6 (150)	6 (150)	8 (210)	8 (210)	
Mounting plate height (G) inches (mm)		22 (570)	22 (570)	22 (570)	15 (375)	15 (375)	
Mounting plate width (F) inches (mm)		14 (354)	18 (449)	22 (549)	10 (254)	14 (354)	
Material thickness, housing ga (mm)		16 (1.5)	16 (1.5)	16 (1.5)	16 (1.5)	16 (1.5)	
Material thickness, door ga (mm)		16 (1.5)	16 (1.5)	14 (2.0)	16 (1.5)	16 (1.5)	
Model No.	1 pc(s).	8017.534	8017.535	8017.536	1034.250	1244.250	
Model No. US	1 pc(s).	WM241606NC	WM242006NC	WM242406NC	WM161208NC	WM161608NC	
Door(s)		1	1	1	1	1	
Weight lb (kg)		36 (16)	42 (19)	53 (24)	20 (9)	22 (10)	

Accessories

Wall mounting bracket	4 pc(s).	2508.100	2508.100	2508.100	2508.100	2508.100	503
Plastic handles	1 pc(s).	2533.000	2533.000	2533.000	2533.000	2533.000	487

Depth: 8" (210 mm), Height: 16 – 24" (400 – 600 mm)

Height (H) inches (mm)	Packs of	16 (400)	20 (500)	20 (500)	20 (500)	24 (600)	24 (600)	Page
Width (B) inches (mm)		20 (500)	16 (400)	20 (500)	24 (600)	16 (400)	20 (500)	
Depth (T) inches (mm)		8 (210)	8 (210)	8 (210)	8 (210)	8 (210)	8 (210)	
Mounting plate height (G) inches (mm)		15 (375)	19 (475)	19 (475)	19 (475)	22 (570)	22 (570)	
Mounting plate width (F) inches (mm)		18 (449)	14 (354)	18 (449)	22 (549)	14 (354)	18 (449)	
Material thickness, housing ga (mm)		16 (1.5)	16 (1.5)	16 (1.5)	16 (1.5)	16 (1.5)	16 (1.5)	
Material thickness, door ga (mm)		16 (1.5)	16 (1.5)	16 (1.5)	16 (1.5)	16 (1.5)	16 (1.5)	
Model No.	1 pc(s).	8017.541	1045.250	1050.250	8017.544	8017.545	8017.546	
Model No. US	1 pc(s).	WM162008NC	WM201608NC	WM202008NC	WM202408NC	WM241608NC	WM242008NC	
Door(s)		1	1	1	1	1	1	
Weight lb (kg)		22 (10)	29 (13)	37 (17)	46 (21)	39 (18)	46 (21)	

Accessories

Wall mounting bracket	4 pc(s).	2508.100	2508.100	2508.100	2508.100	2508.100	2508.100	503
Plastic handles	1 pc(s).	2533.000	2533.000	2533.000	2533.000	2533.000	2533.000	487

Depth: 8" (210 mm), Height: 24 – 30" (600 – 760 mm)

Height (H) inches (mm)	Packs of	24 (600)	24 (600)	24 (600)	30 (760)	30 (760)	30 (760)	Page
Width (B) inches (mm)		24 (600)	30 (760)	41 (1050)	20 (500)	24 (600)	30 (760)	
Depth (T) inches (mm)		8 (210)	8 (210)	8 (210)	8 (210)	8 (210)	8 (210)	
Mounting plate height (G) inches (mm)		22 (570)	22 (570)	22 (550)	29 (730)	29 (730)	29 (730)	
Mounting plate width (F) inches (mm)		22 (549)	28 (704)	39 (1000)	18 (449)	22 (549)	28 (704)	
Material thickness, housing ga (mm)		16 (1.5)	16 (1.5)	16 (1.5)	16 (1.5)	16 (1.5)	16 (1.5)	
Material thickness, door ga (mm)		14 (2.0)	14 (2.0)	14 (2.0)	14 (2.0)	14 (2.0)	14 (2.0)	
Model No.	1 pc(s).	1060.250	8017.549	8017.550	8017.551	1076.250	1077.250	
Model No. US	1 pc(s).	WM242408NC	WM243008NC	WM244208NC	WM302008NC	WM302408NC	WM303008NC	
Door(s)		1	1	2	1	1	1	
Weight lb (kg)		51 (23)	70 (32)	110 (50)	60 (27)	68 (31)	88 (40)	

Accessories

Wall mounting bracket	4 pc(s).	2508.100	2508.100	2508.100	2508.100	2508.100	2508.100	503
Plastic handles	1 pc(s).	2533.000	2533.000	WMLHKL	2533.000	2533.000	2533.000	487

Depth: 8" (210 mm), Height: 36 – 47" (900 – 1200 mm)

Height (H) inches (mm)	Packs of	35 (900)	35 (900)	35 (900)	41 (1050)	41 (1050)	47 (1200)	Page
Width (B) inches (mm)		24 (600)	30 (760)	35 (900)	30 (760)	35 (900)	35 (900)	
Depth (T) inches (mm)		8 (210)	8 (210)	8 (210)	8 (210)	8 (210)	8 (210)	
Mounting plate height (G) inches (mm)		34 (870)	34 (870)	34 (870)	40 (1020)	40 (1020)	45 (1155)	
Mounting plate width (F) inches (mm)		22 (549)	28 (704)	33 (840)	28 (704)	33 (840)	33 (840)	
Material thickness, housing ga (mm)		16 (1.5)	14 (2.0)	14 (2.0)	14 (2.0)	14 (2.0)	14 (2.0)	
Material thickness, door ga (mm)		14 (2.0)	14 (2.0)	14 (2.0)	14 (2.0)	14 (2.0)	14 (2.0)	
Model No.	1 pc(s).	8017.554	8017.555	8017.557	8017.558	8017.559	8017.560	
Model No. US	1 pc(s).	WM362408NC	WM363008NC	WM363608NC	WM423008NC	WM423608NC	WM483608NC	
Door(s)		1	1	1	1	1	1	
Weight lb (kg)		91 (41)	110 (50)	134 (61)	137 (63)	157 (71)	176 (80)	

Accessories

Wall mounting bracket	4 pc(s).	2508.100	2508.100	2508.100	2508.100	2508.100	2508.100	503
Plastic handles	1 pc(s).	2533.000	2533.000	2533.000	-	-	-	487
L-handle	1 pc(s).	-	-	-	8015.168	8015.168	8015.168	487

Wall-Mounted Housing WM

Depth: 10" (250 mm), Height: 20 – 30" (500 – 760 mm)

Height (H) inches (mm)	Packs of	20 (500)	24 (600)	24 (600)	30 (760)	30 (760)	30 (760)	Page
Width (B) inches (mm)		20 (500)	20 (500)	24 (600)	24 (600)	30 (760)	41 (1050)	
Depth (T) inches (mm)		10 (250)	10 (250)	10 (250)	10 (250)	10 (250)	10 (250)	
Mounting plate height (G) inches (mm)		19 (475)	22 (570)	22 (570)	29 (730)	29 (730)	28 (710)	
Mounting plate width (F) inches (mm)		18 (449)	18 (449)	22 (549)	22 (549)	28 (704)	39 (1000)	
Material thickness, housing ga (mm)		16 (1.5)	16 (1.5)	16 (1.5)	16 (1.5)	16 (1.5)	14 (2.0)	
Material thickness, door ga (mm)		16 (1.5)	16 (1.5)	14 (2.0)	14 (2.0)	14 (2.0)	14 (2.0)	
Model No.	1 pc(s).	8018.963	8017.561	8017.562	8017.563	8018.902	8017.564	
Model No. US	1 pc(s).	WM202010NC	WM242010NC	WM242410NC	WM302410NC	WM303010NC	WM304210NC	
Door(s)		1	1	1	1	1	2	
Weight lb (kg)		45 (20)	48 (22)	51 (23)	75 (34)	88 (40)	154 (70)	
Accessories								
Wall mounting bracket	4 pc(s).	2508.100	2508.100	2508.100	2508.100	2508.100	2508.100	503
Plastic handles	1 pc(s).	2533.000	2533.000	2533.000	2533.000	2533.000	–	487
L-handle	1 pc(s).	8015.168	8015.168	8015.168	8015.168	8015.168	8015.168	487

Depth: 10" (250 mm), Height: 30 – 60" (760 – 1500 mm)

Height (H) inches (mm)	Packs of	30 (760)	35 (900)	35 (900)	41 (1050)	47 (1200)	59 (1500)	Page
Width (B) inches (mm)		47 (1200)	24 (600)	30 (760)	35 (900)	35 (900)	35 (900)	
Depth (T) inches (mm)		10 (250)	10 (250)	10 (250)	10 (250)	10 (250)	10 (250)	
Mounting plate height (G) inches (mm)		28 (710)	34 (870)	34 (870)	40 (1020)	45 (1155)	57 (1455)	
Mounting plate width (F) inches (mm)		45 (1150)	22 (549)	28 (704)	33 (840)	33 (840)	33 (840)	
Material thickness, housing ga (mm)		14 (2.0)	16 (1.5)	14 (2.0)	14 (2.0)	14 (2.0)	14 (2.0)	
Material thickness, door ga (mm)		14 (2.0)	14 (2.0)	14 (2.0)	14 (2.0)	14 (2.0)	14 (2.0)	
Model No.	1 pc(s).	8017.565	8017.566	8017.567	8017.569	8017.570	8017.571	
Model No. US	1 pc(s).	WM304810NC	WM362410NC	WM363010NC	WM423610NC	WM483610NC	WM603610NC	
Door(s)		2	1	1	1	1	1	
Weight lb (kg)		138 (63)	85 (38)	116 (53)	162 (74)	178 (81)	189 (86)	
Accessories								
Wall mounting bracket	4 pc(s).	2508.100	2508.100	2508.100	2508.100	2508.100	2508.100	503
Plastic handles	1 pc(s).	–	2533.000	2533.000	–	–	–	487
L-handle	1 pc(s).	8015.168	8015.168	8015.168	8015.168	8015.168	8015.168	487

Depth: 12" (300 mm), Height: 20 – 35" (500 – 900 mm)

Height (H) inches (mm)	Packs of	20 (500)	24 (600)	24 (600)	30 (760)	30 (760)	35 (900)	Page
Width (B) inches (mm)		20 (500)	20 (500)	24 (600)	24 (600)	30 (760)	24 (600)	
Depth (T) inches (mm)		12 (300)	12 (300)	12 (300)	12 (300)	12 (300)	12 (300)	
Mounting plate height (G) inches (mm)		19 (470)	22 (570)	22 (570)	29 (730)	29 (730)	34 (870)	
Mounting plate width (F) inches (mm)		18 (449)	18 (449)	22 (549)	22 (549)	28 (704)	22 (549)	
Material thickness, housing ga (mm)		16 (1.5)	16 (1.5)	16 (1.5)	16 (1.5)	16 (1.5)	16 (1.5)	
Material thickness, door ga (mm)		16 (1.5)	16 (1.5)	14 (2.0)	14 (2.0)	14 (2.0)	14 (2.0)	
Model No.	1 pc(s).	1350.250	8017.574	8017.575	8017.576	1073.250	8017.578	
Model No. US	1 pc(s).	WM202012NC	WM242012NC	WM242412NC	WM302412NC	WM303012NC	WM362412NC	
Door(s)		1	1	1	1	1	1	
Weight lb (kg)		45 (20)	51 (23)	63 (28)	77 (35)	93 (42)	88 (40)	
Accessories								
Wall mounting bracket	4 pc(s).	2508.100	2508.100	2508.100	2508.100	2508.100	2508.100	503
Plastic handles	1 pc(s).	2533.000	2533.000	2533.000	2533.000	2533.000	2533.000	487
L-handle	1 pc(s).	8015.168	8015.168	8015.168	8015.168	8015.168	8015.168	487

Depth: 12" (300 mm), Height: 35" (900 mm)

Height (H) inches (mm)	Packs of	35 (900)	35 (900)	35 (900)	35 (900)	35 (900)	Page
Width (B) inches (mm)		30 (760)	35 (900)	41 (1050)	47 (1200)	59 (1500)	
Depth (T) inches (mm)		12 (300)	12 (300)	12 (300)	12 (300)	12 (300)	
Mounting plate height (G) inches (mm)		34 (870)	34 (870)	33 (850)	33 (850)	33 (850)	
Mounting plate width (F) inches (mm)		28 (704)	33 (840)	39 (1000)	45 (1150)	57 (1450)	
Material thickness, housing ga (mm)		14 (2.0)	14 (2.0)	14 (2.0)	14 (2.0)	14 (2.0)	
Material thickness, door ga (mm)		14 (2.0)	14 (2.0)	14 (2.0)	14 (2.0)	14 (2.0)	
Model No.	1 pc(s).	8017.579	8017.581	8017.582	8017.583	8017.584	
Model No. US	1 pc(s).	WM363012NC	WM363612NC	WM364212NC	WM364812NC	WM366012NC	
Door(s)		1	1	2	2	2	
Weight lb (kg)		120 (55)	140 (64)	167 (76)	186 (85)	226 (103)	
Accessories							
Wall mounting bracket	4 pc(s).	2508.100	2508.100	2508.100	2508.100	2508.100	503
Plastic handles	1 pc(s).	2533.000	2533.000	–	–	–	487
L-handle	1 pc(s).	8015.168	8015.168	8015.168	8015.168	8015.168	487

Wall-Mounted Housing WM

Depth: 12" (300 mm), Height: 41 – 59" (1050 – 1500 mm)

Height (H) inches (mm)	Packs of	41 (1050)	41 (1050)	47 (1200)	47 (1200)	59 (1500)	Page
Width (B) inches (mm)		35 (900)	59 (1500)	35 (900)	47 (1200)	35 (900)	
Depth (T) inches (mm)		12 (300)	12 (300)	12 (300)	12 (300)	12 (300)	
Mounting plate height (G) inches (mm)		40 (1020)	39 (1000)	45 (1155)	45 (1150)	57 (1455)	
Mounting plate width (F) inches (mm)		33 (840)	57 (1450)	33 (840)	45 (1150)	33 (840)	
Material thickness, housing ga (mm)		14 (2.0)	14 (2.0)	14 (2.0)	14 (2.0)	14 (2.0)	
Material thickness, door ga (mm)		14 (2.0)	14 (2.0)	14 (2.0)	14 (2.0)	14 (2.0)	
Model No.	1 pc(s).	8017.586	8017.587	8017.588	8017.590	8017.591	
Model No. US	1 pc(s).	WM423612NC	WM426012NC	WM483612NC	WM484812NC	WM603612NC	
Door(s)		1	2	1	2	1	
Weight lb (kg)		169 (77)	259 (118)	180 (82)	204 (93)	200 (91)	
Accessories							
Wall mounting bracket	4 pc(s).	2508.100	2508.100	2508.100	2508.100	2508.100	503
L-handle	1 pc(s).	8015.168	8015.168	8015.168	8015.168	8015.168	487

Depth: 16 – 20" (400 – 500 mm), Height: 35 – 59" (900 – 1500 mm)

Height (H) inches (mm)	Packs of	35 (900)	47 (1200)	59 (1500)	47 (1200)	Page	
Width (B) inches (mm)		30 (760)	35 (900)	35 (900)	35 (900)		
Depth (T) inches (mm)		16 (400)	16 (400)	16 (400)	20 (500)		
Mounting plate height (G) inches (mm)		34 (870)	45 (1155)	57 (1450)	45 (1155)		
Mounting plate width (F) inches (mm)		28 (704)	33 (840)	33 (840)	33 (840)		
Material thickness, housing ga (mm)		14 (2.0)	14 (2.0)	14 (2.0)	14 (2.0)		
Material thickness, door ga (mm)		14 (2.0)	14 (2.0)	14 (2.0)	14 (2.0)		
Model No.	1 pc(s).	8017.594	8017.595	8017.597	8017.599		
Model No. US	1 pc(s).	WM363016NC	WM483616NC	WM603616NC	WM483620NC		
Door(s)		1	1	1	1		
Weight lb (kg)		134 (61)	204 (93)	248 (112)	220 (100)		
Accessories							
Wall mounting bracket	4 pc(s).	2508.100	2508.100	2508.100	2508.100	503	
Plastic handles	1 pc(s).	2533.000	–	–	–	487	
L-handle	1 pc(s).	8015.168	8015.168	8015.168	8015.168	487	



Wall-Mounted Housing WM



System accessories Page 421 **WM stainless steel, for isolator lock** Page 173

Material:

- Housing: Carbon steel
- Door: Carbon steel, all-round foamed-in PU seal
- Mounting plate: Carbon steel

Surface finish:

- Housing and door: Dipcoat-primed, powder-coated on the outside, textured paint
- Mounting plate: Zinc-plated

Color:

- RAL 7035

Protection category IP to IEC 60 529:

- IP 66

Protection category NEMA:

- NEMA 12, 3R, 4

Approvals:

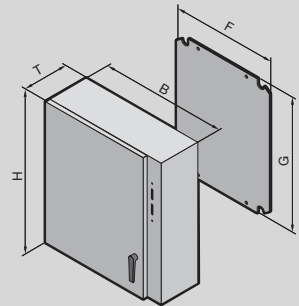
- UL
- cUL
- UL file#: E170282

Supply includes:

- Housing with hinged door(s), of all-round solid construction, door catch on the left on single-door housing
- Universal disconnect cutout
- Holes for wall mounting
- Mounting plate
- 2 or 3-point latching L-handle

Technical details:

Available on the Internet



For Isolator Lock

Height (H) inches (mm)	Packs of	24 (600)	35 (900)	35 (900)	41 (1050)	Page
Width (B) inches (mm)		26 (650)	32 (825)	32 (825)	32 (825)	
Depth (T) inches (mm)		8 (210)	10 (250)	12 (300)	12 (300)	
Mounting plate height (G) inches (mm)		22 (570)	34 (870)	34 (870)	40 (1020)	
Mounting plate width (F) inches (mm)		22 (549)	28 (704)	28 (704)	29 (730)	
Material thickness, housing ga (mm)		16 (1.5)	14 (2.0)	14 (2.0)	14 (2.0)	
Material thickness, door ga (mm)		14 (2.0)	14 (2.0)	14 (2.0)	14 (2.0)	
Mounting plate thickness ga (mm)		12 (2.5)	11 (3)	11 (3)	11 (3)	
Model No.		8017.548	8017.568	8017.580	8017.585	
Model No. US	1 pc(s).	WM242608XC	WM363210XC	WM363212XC	WM423212XC	
Locking points		2	2	2	3	
Weight lb (kg)		59 (27)	132 (60)	139 (63)	163 (74)	
Accessories						
Wall mounting bracket	4 pc(s).	2508.100	2508.100	2508.100	2508.100	503
L-handle	1 pc(s).	8015.168	8015.168	8015.168	8015.168	487

Wall-Mounted Housing WM

For Isolator Lock

Height (H) inches (mm)	Packs of	47 (1200)	59 (1500)	47 (1200)	59 (1500)	Page
Width (B) inches (mm)		38 (975)	38 (975)	38 (975)	38 (975)	
Depth (T) inches (mm)		12 (300)	12 (300)	16 (400)	16 (400)	
Mounting plate height (G) inches (mm)		45 (1155)	57 (1455)	45 (1155)	57 (1455)	
Mounting plate width (F) inches (mm)		33 (840)	33 (840)	33 (840)	33 (840)	
Material thickness, housing ga (mm)		14 (2.0)	14 (2.0)	14 (2.0)	14 (2.0)	
Material thickness, door ga (mm)		14 (2.0)	14 (2.0)	14 (2.0)	14 (2.0)	
Mounting plate thickness ga (mm)		11 (3)	11 (3)	11 (3)	11 (3)	
Model No.	1 pc(s).	8017.589	8017.592	8017.596	8018.981	
Model No. US	1 pc(s).	WM483812XC	WM603812XC	WM483816XC	WM603816XC	
Locking points		3	3	3	3	
Weight lb (kg)		196 (89)	235 (107)	211 (96)	266 (121)	
Accessories						
Wall mounting bracket	4 pc(s).	2508.100	2508.100	2508.100	2508.100	503
L-handle	1 pc(s).	8015.168	8015.168	8015.168	8015.168	487



Compact System Enclosures CM



System accessories Page 421 **System lights** Page 545 **Cable duct** Page 573 **Climate control** Page 233

Material:

- Housing: Carbon steel 1.5 mm
- Door: Carbon steel, 2.0 mm, all-round foamed-in PU seal
- Mounting plate: Carbon steel 3.0 mm

Surface finish:

- Housing and door: Dipcoat-primed, powder-coated on the outside, textured paint
- Mounting plate: Zinc-plated

Color:

- RAL 7035

Protection category IP to IEC 60 529:

- IP 55 with selection of the appropriate base plate or trim panel

Protection category NEMA:

- NEMA 12 with selection of the appropriate base plate or trim panel

Supply includes:

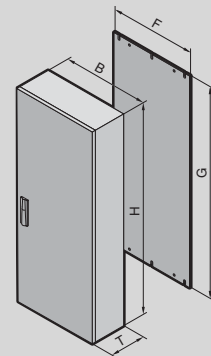
- Housing with hinged door(s)
- 3-point locking system with double-bit insert
- Mounting plate
- Open base for individual cable entry

Approvals:

- UL
- CSA
- TÜV
- Lloyd's Register of Shipping

Technical details:

Available on the Internet



Width 24 – 32" (600 – 800 mm)

Height (H) inches (mm)	Packs of	32 (800)	39 (1000)	47 (1200)	39 (1000)	47 (1200)	Page
Width (B) inches (mm)		24 (600)	24 (600)	24 (600)	32 (800)	32 (800)	
Depth (T) inches (mm)		16 (400)	16 (400)	16 (400)	16 (400)	16 (400)	
Mounting plate width (F) inches (mm)		21 (540)	21 (540)	21 (540)	29 (740)	29 (740)	
Mounting plate height (G) inches (mm)		30 (755)	38 (955)	45 (1155)	38 (955)	45 (1155)	
Model No.	1 pc(s).	5110.500	5111.500	5113.500	5115.500	5117.500	
Weight lb (kg)		86 (39.0)	108 (49.0)	123 (56.0)	134 (61.0)	157 (71.0)	
Door(s)		1	1	1	1	1	
Door catch on right, may be swapped to the left		■	■	■	■	■	

Accessories

Accessories		from page	from page	from page	from page	from page	Page
Base/Plinth		from page	from page	from page	from page	from page	424
Trim Panel	1 pc(s).	5001.130	5001.130	5001.130	5001.140	5001.140	114
Base Plates		see page	see page	see page	see page	see page	440
Rails for Interior Fitting, for Height	4 pc(s).	5001.051	5001.052	5001.053	5001.052	5001.053	521
Rails for Interior Fitting, for Width	4 pc(s).	5001.050	5001.050	5001.050	5001.051	5001.051	521
TS System Chassis 17 x 73 mm, for Depth	4 pc(s).	8612.140	8612.140	8612.140	8612.140	8612.140	522
TS System Chassis 17 x 73 mm, for Width	4 pc(s).	8612.060	8612.060	8612.060	8612.080	8612.080	522
Base Configuration Rail	2 pc(s).	5001.370	5001.370	5001.370	5001.370	5001.370	524
Support Strips	20 pc(s).	4596.000	4596.000	4596.000	4598.000	4598.000	494
Cable Clamp Rails	1 pc(s).	5001.080	5001.080	5001.080	5001.081	5001.081	574
Wiring Plan Pockets, Carbon Steel	1 pc(s).	4116.500	4116.500	4116.500	4118.500	4118.500	497
Rain Canopies, Carbon Steel	1 pc(s).	5001.310	5001.310	5001.310	5001.330	5001.330	499
Rail Systems		from page	from page	from page	from page	from page	521
Lock Systems		from page	from page	from page	from page	from page	478

Rittal – The System.

Faster – better – everywhere.

- Enclosures
- Power Distribution
- Climate Control
- IT Infrastructure
- Software & Services

Rittal Corporation
Woodfield Corporate Center · 425 North Martingale Road, Suite 400
Schaumburg, Illinois 60173 USA
Phone: 937 399 0500 · Fax: 937 390 5599 · Toll-free: 800-477-4000
E-mail: rittal@rittal.us · www.rittal.us

Rittal Systems Ltd.
6485 Ordan Drive · Mississauga Ontario L5T 1X2 · Canada
Phone: 905-795-0777 · Fax: 905-795-9548 · Toll-free: 800-399-0748
E-mail: marketing@rittal.ca · www.rittal.ca

12.2014 / EG44

ENCLOSURES

POWER DISTRIBUTION

CLIMATE CONTROL

IT INFRASTRUCTURE

SOFTWARE & SERVICES



FRIEDHELM LOH GROUP